



# COMLEC UNITS

**THE D.C. & A.C. MOTOR SPECIALISTS**

Northgate, Aldridge, Walsall, West Midlands WS9 8TH

Tel: (0)1922 456237 | Fax: (0)1922 455251 | Web: www.comlec.co.uk | Email: sales@comlec.co.uk


## MOTOR AND GEARBOX

Page 1: last updated Tue Feb 7 04:20:01 GMT 2012

These are our known part numbers for motor and gearbox complete stock,  
We may not have all of them currently in stock but Comlec Units can source or re-manufacture virtually any AC/DC electric traction part, no matter how rare.

0.006.18.0	80V HUBTEX MIWD
0.05.102/109649	24V WHEEL MOTOR UNIT SMALL
000-976-11-00	v LINDE R20P DRIVE MOTOR & GEARBOX ASS
000-976-12-19	MOTOR + GEARBOX
00251244	24V ADVANCED SWEEPER MOTOR
006180	80V HUBTEX MIWD
00929	24v MOTOR & GEARBOX
012524	48V PYROBAN POWER STEER UNIT M&GBOX MET
0761896	24V MOTOR + GEARBOX
1001135	48V L/H LINDE/STILL DRIVE MOTOR AND BOX
1001136	48V R/H LINDE/STILL DRIVE MOTOR AND BOX
1001137	48V R/H LINDE/STILL DRIVE MOTOR AND BOX
1001138	48V L/H LINDE/STILL DRIVE MOTOR AND BOX
1007430	48V MOTOR + GEARBOX
105381	MOTOR AND GEARBOX ASSEMBLY
105600	24V DRIVE MOTOR + GEARBOX
1069210-001	MOTOR + GEARBOX
109648	24V STS MOTOR AND GEARBOX WHEEL UNIT
117353	v ATLET DRIVE & HUB UNIT
12027	24V DRIVE MOTOR
1205007	48V WHEEL MOTOR UNIT
12163	24V DRIVE UNIT BTLT-2000 SLOWER UNIT...
12242	24V WHEEL MOTOR & GEARBOX UNIT
13130	24V WHEEL MOTOR & GEARBOX UNIT
14120-10920-71	22V 3~DRIVE MOTOR
145802	24V DRIVE MOTOR + GEARBOX
1463176500	48V MOTOR + GEARBOX
1564B-010	24V NEXUS MOTOR + GEARBOX
1564B010	24V CAV DRIVE MOTOR & GEAROX
16893	24V DRIVE UNIT BTLT-2000
18014	12V WINDOW MOTOR ASTON MARTIN DB5/6
198715	48V M.E.T. MOTOR AND GEARBOX?
199242	48V M.E.T. MOTOR AND GEARBOX?
20027	24V BT RT1350/8 DRIVE MOTOR
214561	48V M.E.T. MOTOR AND GEARBOX?
246999	48V MIWD 21.103/112.766.701
251545500	DRIVE MOTOR + DIFFERENTIAL ASSEMBLY
25294-0114F	??V CLARK DRIVE AXLE
27633520	24V MOTOR + GEARBOX
3022-006-036	48V MIWD UNIT 35.73.5/210.489.224 (FMC)
3022-006-065R	48V? MIWD TYPE 32
32008825	?? MIWD USED BY F.M.C.
320088726	??v miwd unit used by F
33188D	48V TYPE RNA27 MIWD new version RIGHT/HA
331890	MIWD UNIT TYPE 24+24
33200-10920-71M	48V 3~DRIVE UNIT ASSY LEFT HAND
33679D	48V TYPE RNA27 MIWD UNIT LEFT HAND MTR





# COMLEC UNITS

**THE D.C. & A.C. MOTOR SPECIALISTS**

Northgate, Aldridge, Walsall, West Midlands WS9 8TH

Tel: (0)1922 456237 | Fax: (0)1922 455251 | Web: www.comlec.co.uk | Email: sales@comlec.co.uk


## MOTOR AND GEARBOX

Page 2: last updated Tue Feb 7 04:20:01 GMT 2012

These are our known part numbers for motor and gearbox complete stock,  
We may not have all of them currently in stock but Comlec Units can source or re-manufacture virtually any AC/DC electric traction part, no matter how rare.

41.17-N240.3.8	48V TYPE 41 MIWD UNIT
41.23.23/240.94.76	48V DRIVE MOTOR
41630-01	36v DRIVE MOTOR + GEARBOX
4190308K	48V MOTOR & GEARBOX
4190325K	48V MIWD UNIT
441021	24V STS MOTOR AND GEARBOX WHEEL UNIT
46043	24V BT WHEEL MOTOR
4830312J	48V M.E.T. MOTOR AND GEARBOX?
50015341	MOTOR + GEARBOX
50015577	24V MIWD UNIT P125/0.7-604/588
50015898-MIWD	36V DRIVE MOTOR & gear box mtr=50015898
50015974	48V MOTOR & GEAR REDUCTION UNIT50028488
50018936	36V MIWD UNIT without wheel
50018940	48V MOTOR + GEARBOX
50019230	24V MIWD UNIT MOTOR NO 50015642
50022897	MOTOR + GEARBOX
50024135	24V DRIVE MOTOR + GEARBOX COMPLETE
50027080	48V MOTOR & HUB REDUCTION UNIT (50031847
50027289	48V MIWD RNA27.10.43 MOTOR NO 50015639
50029045	24V MIWD UNIT TYPE 25
50031145	48V MIWD TYPE 27.56/150.802.639
50031597	KORDEL GEARBOX 5.61.03.1
50031610	48V MOTOR IN WHEEL DRIVE UNIT & GEARBOX
50034845	48V MIWD 32.3.9/178.625.669 EXCEL
50035822	GEARBOX OFF 50043761 MIWD TYPE 41
50037008	24V DRIVE MOTOR + GEARBOX
50037223	48V? MIWD TYPE 32
50037976	48V MIWD 32.3.1/178.625.669 EXCEL
50038141	48V MIWD UNIT
50038160	24V MIWD 24.3-R150/.06.LINKS
50039241	48V TYPE 41 MIWD 41.32/240.91.76
50040776	24V VERTICAL DRIVE UNIT
50041004	24V VERTICAL DRIVE UNIT
50043761	TYPE 41.23.23/240.94.76 DRIVE UNIT
50044326	80V DRIVE MOTOR & AXLE COMPLETE
50044326-PYROBAN	80V DRIVE MOTOR & AXLE COMPLETE
50045665	48V MIWD UNIT 35.73.5/210.489.224
50046008	48V MIWD 21.103/112.766.701
50046825	24V motor only for MIWD UNIT ROCLA/CAT
50046826	24V motor only for MIWD UNIT ROCLA/CAT
50050388	24V MIWD L25-24
50051030	48V MIWD UNIT FMC
50052328	MIWD L25-24.8/TSL115-16
50052801	??V MIWD JOHN SMITHS BREWERY
50053530	24V MOTOR + GEARBOX DRIVE UNIT
50056858	24V MOTOR & GEARBOX
50056988	GEAR UNIT TYPE RNA24-24 EXCL.DRIVE MTR





# COMLEC UNITS

**THE D.C. & A.C. MOTOR SPECIALISTS**

Northgate, Aldridge, Walsall, West Midlands WS9 8TH

Tel: (0)1922 456237 | Fax: (0)1922 455251 | Web: www.comlec.co.uk | Email: sales@comlec.co.uk


## MOTOR AND GEARBOX

Page 3: last updated Tue Feb 7 04:20:01 GMT 2012

These are our known part numbers for motor and gearbox complete stock,  
We may not have all of them currently in stock but Comlec Units can source or re-manufacture virtually any AC/DC electric traction part, no matter how rare.

50057020	80V R/H MIWD TYPE 35
50058591	48V MOTOR ONLY
50059015	48V TYPE RNA27 MIWD UNIT LEFT HAND MTR
50059085	48V MIWD TYPE 35
50059624	MIWD RNA 35-34
50059634	MIWD RNA35-22
50061441	AC MIWD UNIT
50062414	48V MIWD RNA27-22
50063246	48V TYPE RNA27 MIWD new version RIGHT/HA
50065228	48V STEER MOTOR & HUB RED UNIT 50028488
50065335	48V MOTOR AND HUB REDUCTION UNIT
50071448	80V R/H STEER WHEEL RNA24-80V
50071450	80V L/H STEER WHEEL RNA24-80V
50071453	80V R/H MIWD TYPE 35
50073124	32V AC STEER MOTOR & HUB REDUCTION UNIT
50073136	A.C.STEER MOTOR FOR 50073175 GEARBOX
50073175	28V STEER GEAR UNIT AC MTR
50073185	28V STEER GEAR UNIT AC MTR
50073226	A.C MIWD MOTOR RH
50073228	A.C MIWD MOTOR LH
5450-01-MGB	48V NECO TRAVERSE MOTOR & GEARBOX UNIT
5707-01-000	48V ROTATION MOTOR STRAIGHT SHAFT 1"DIA
5707-01-000S	48V ROTATION MOTOR STRAIGHT SHAFT 1"DIA
625490	48V POWER STEER MOTOR & GEARBOX UNIT
660426-HFP-40	40V MOTOR & GEARBOX COMPLETE
706242127	24V DRIVE MOTOR + GEARBOX
71N440B	48V M.E.T. MOTOR AND GEARBOX?
72096-01	utse
73-EB-0	48v MOTOR & GEARBOX ASSY
76341	24V BT WHEEL MOTOR
803214	24V PYROBAN DRIVE UNIT
82217-02	48V MIWD RNA27.10.43 MOTOR NO 50015639
826-350-05-24	48V MOTOR & GEARBOX LINDE E20P02
90423-01	36V DRIVE MOTOR & GEARBOX
905-107-0015	24V MIWD UNITP125/0.7-604/588
907	24V MIWD MOTOR
AL-7410	48V MIWD UNIT
BT-MTR+GEA	MISC
CEMA-ITALY-MD+GEA	36V MOTOR & GEARBOX UNIT
CEMA-MTR/GEARBOX	MOTOR AND GEARBOX ASSEMBLY
CIMA-JUNG-MGB	12V MOTOR WHEEL UNIT
CPZ0601-GP15.0.8	?? MOTOR & GEARBOX DRIVE UNIT
CX0987	48V S20 - MOTOR IN WHEEL
CX1109	24V WHEEL MOTOR & GEARBOX UNIT
CX1613	24V MOTOR IN WHEEL
CX2899	36V DRIVE MOTOR & gear box mtr=50015898
CX2968	36v DRIVE MOTOR + GEARBOX





# COMLEC UNITS

**THE D.C. & A.C. MOTOR SPECIALISTS**

Northgate, Aldridge, Walsall, West Midlands WS9 8TH

Tel: (0)1922 456237 | Fax: (0)1922 455251 | Web: www.comlec.co.uk | Email: sales@comlec.co.uk

## MOTOR AND GEARBOX

Page 4: last updated Tue Feb 7 04:20:01 GMT 2012

These are our known part numbers for motor and gearbox complete stock,  
We may not have all of them currently in stock but Comlec Units can source or re-manufacture virtually any AC/DC electric traction part, no matter how rare.

CX3395	24V STS MOTOR AND GEARBOX WHEEL UNIT
CX3444	24V MOTOR IN WHEEL UNIT
CX3800	48V M.E.T. MOTOR
CX5617	DRIVE MOTOR + DIFFERENTIAL ASSEMBLY
CX5869	12V MOTOR WHEEL UNIT
CX5885	24V NEXUS MOTOR + GEARBOX
CX6317	48V MOTOR + GEARBOX
CX6530	48V L/H LINDE/STILL DRIVE MOTOR AND BOX
CX7353	24V MOTOR ONLY R150/.06.LINKS
CX9152	MIWD RNA35-22
D45006	80V MIWD TYPE 35 R/HAND
D45007	80V MIWD TYPE 35 L/HAND
D45924	48V TYPE RNA27 MIWD new version RIGHT/HA
D45925	48V TYPE RNA27 MIWD UNIT LEFT HAND MTR
D584905-0135	15v MOTOR + GEARBOX
DPM30ZD4-18L	48v MOTOR & GEARBOX
FORMULA-MIWD	12V MOTOR IN WHEEL DRIVE UNIT
G32396	48v MOTOR & GEARBOX
GB-1304/13	24V MOTOR & GEARBOX UNIT
GF-116-Q5-LH	48V L/H LINDE/STILL DRIVE MOTOR AND BOX
GF-116-Q5-RH	48V R/H LINDE/STILL DRIVE MOTOR AND BOX
GF-186-S9	155V DRIVE MOTOR AND GEARBOX UNIT
GF116-Q5-LH	48V L/H LINDE/STILL DRIVE MOTOR AND BOX
GF116-Q5-RH	48V R/H LINDE/STILL DRIVE MOTOR AND BOX
GFQUTA100-22	
HFP-MIWD.38/551	48V MIWD UNIT
HFP40-MIWD	48V MIWD UNIT
KMP-1120RL	24V KORDEL POWER STEER MOTOR (MBT TYPE)
KMP1120RL	24V KORDEL POWER STEER MOTOR (MBT TYPE)
KMP1120RL24V	24V KORDEL POWER STEER MOTOR (MBT TYPE)
KS-112-IEC-160	GEARBOX (PINION 13T FKS112/27)
L25-24 .....	8/TSL115-16
L25.12.1/115.1.110	24V MIWD UNIT TYPE 25
LENZE-SAW-MGB	
M178B/24.5	24V NEXUS MOTOR + GEARBOX
MIDW-41.14/240.48	36V MOTOR WHEEL DRIVE UNIT NO WHEEL
MIWD-27.56/150.802	48V MIWD TYPE 27.56/150.802.639
MIWD-35	??v miwd unit used by F
MIWD-HFS-50	?? MIWD USED BY F.M.C.
MIWD-HFS50	?? MIWD USED BY F.M.C.
MIWD-L25-24 .....	8
MIWD-RNA35-22 .....	6
MIWD-TYPE.32.3.10	48V MIWD UNIT 35.73.5/210.489.224 (FMC)
MO172	36V GEAR DRIVE MOTOR
MR3003S	36V SMALL IN WHEEL DRIVE UNIT
MR350-FM	80V MIWD TYPE 35 R/HAND
MTB-1141M	36V GEAR DRIVE MOTOR





# COMLEC UNITS

**THE D.C. & A.C. MOTOR SPECIALISTS**

Northgate, Aldridge, Walsall, West Midlands WS9 8TH

Tel: (0)1922 456237 | Fax: (0)1922 455251 | Web: www.comlec.co.uk | Email: sales@comlec.co.uk

## MOTOR AND GEARBOX

Page 5: last updated Tue Feb 7 04:20:01 GMT 2012

These are our known part numbers for motor and gearbox complete stock,  
We may not have all of them currently in stock but Comlec Units can source or re-manufacture virtually any AC/DC electric traction part, no matter how rare.

MTL-11-10C	24V MOTOR IN WHEEL DRIVE UNIT
MTL-11-7B	24V MWID
N100-X011	24V DRIVE MOTOR (TITAN TC 700)
N100-X012	24V NEXUS MOTOR + GEARBOX
N132-S064-MGB	45V DRIVE MOTOR
N150/2FK-852	24V DRIVE MOTOR
N240-3.8	48V MIWD
N325/15 .....	5K-42/36
P102/0.5-39/9-6246	48V MOTOR AND HUB REDUCTION UNIT
P102/04-12/3	48V POWER STEER MOTOR & GEARBOX UNIT
P125/0.7-604/588	24V MIWD UNIT P125/0.7-604/588
P13C-48-7	48V DRIVE MOTOR + GEARBOX (WHEEL MOTOR)
P150/1-687/812	48V MIWD RNA27.10.43 MOTOR NO 50015639
P23M	48V ROTATION MOTOR STRAIGHT SHAFT 1" LO
PM3600-R18	3~ MOTOR AND GEARBOX UNIT
PRESTOLITE-MGB	48V MOTOR AND GEARBOX UNIT
QX1640	48V M.E.T. MOTOR AND GEARBOX?
R150/0.6-175/84	24V MIWD TYPE 27
RIF1.1/N325/15.5FK	80V DRIVE MOTOR & AXLE COMPLETE
RL-510523	48V M.E.T. MOTOR AND GEARBOX?
RTF-92182	65V CLIMAX R20 1050 REACH MOTOR
S20-36-48	48V S20-CAV MOTOR IN WHEEL
S644-3A-T	v MOTOR & GEARBOX
SA321D180K2	SEW EURODRIVE MOTOR GEARBOX UNIT
SF23-18.2/TSL150B	24V MOTOR + GEARBOX DRIVE UNIT
SWEEPER-MOTOR	24V DRIVE MOTOR AND AXLE UNIT
T12-707059	24V MOTOR IN WHEEL UNIT
T25-7043787-6	80V BAUMANN MIWD UNIT
T25-723414-18-95	80V BAUMANN MIWD UNIT
T25-723414-19-95	80V BAUMANN MIWD UNIT
TB13.023.50041005	24V VERTICAL DRIVE UNIT
TM1100	24V DRIVE MOTOR + GEARBOX
TSA106-65	32V AC STEER MOTOR & HUB REDUCTION UNIT
TSL-115-16	24V MIWD L25-24
TSL-150A-648	48V MIWD RNA27-22
TSL210-348	MIWD RNA35-22
VD23.10/125.724667	24V VERTICAL DRIVE UNIT
VP30DT80N4	400V MAINS MOTOR & GEARBOX UNIT
WF20DT63L4	400V MAINS MOTOR & GEARBOX UNIT
WF300171D4BMG	MAINS A C MOTOR + GEA
WF30DT80K4	400V MAINS MOTOR & GEARBOX UNIT

